




Enter 'T'

Enter 'E', followed by 'S', 'T'

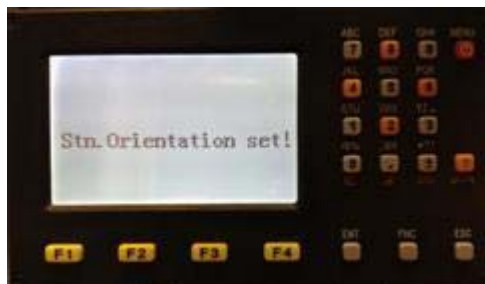


The Shift key works with the orange keys (2,4,6,8) as arrow keys to move the cursor on screen. If the 2,4,6,8 keys don't seem to work at any stage, press the Shift key to get the required input.

Input the co-ordinates of Stn. A



Point telescope at target before F4



Change prism type



P=prism, NP=No prism



Enter point code, e.g. WL

Point telescope at target before F4



Continue surveying

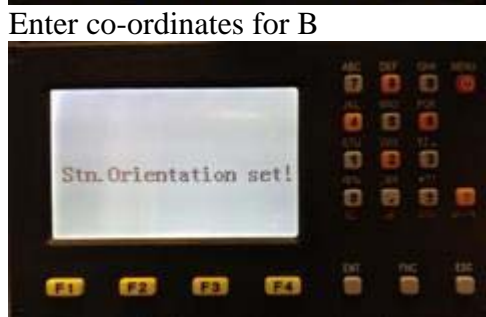
**BACKSIGHT TO A CO-ORDINATE**



Enter 'B' and press ENT



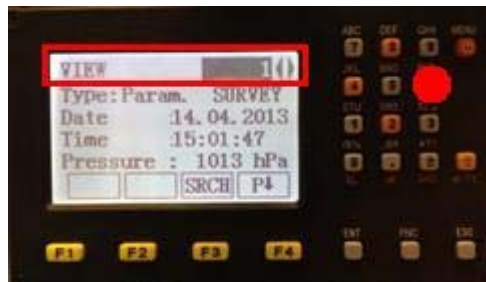
Point telescope at target before F4



**CHECKING YOUR SURVEY DATA**



Use '6' key to scroll through jobs



Scroll thru' the VIEWS to the Pt.Nos.

Two VIEWS per point and several pages in each VIEW

